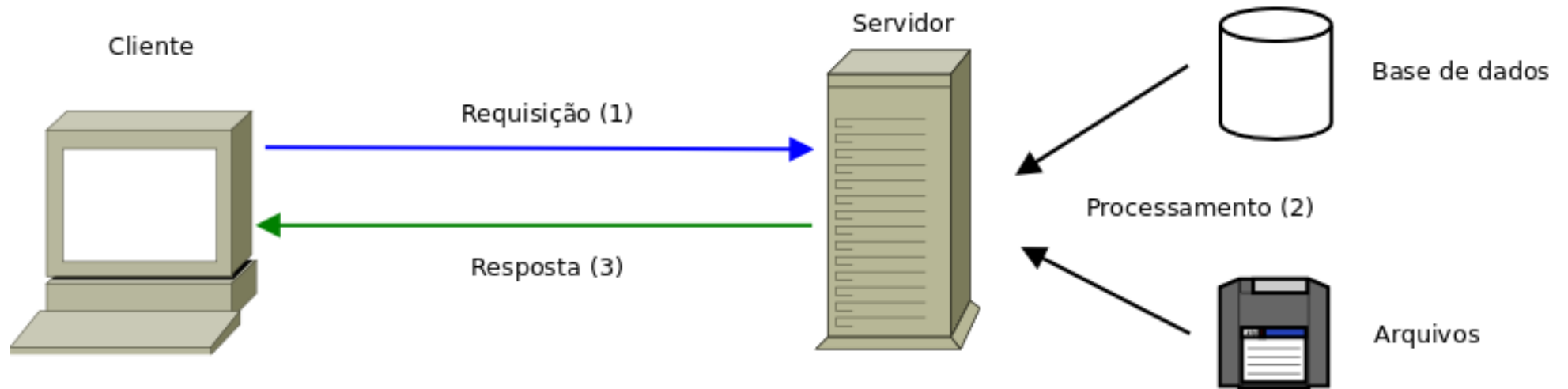


Programação para Internet II

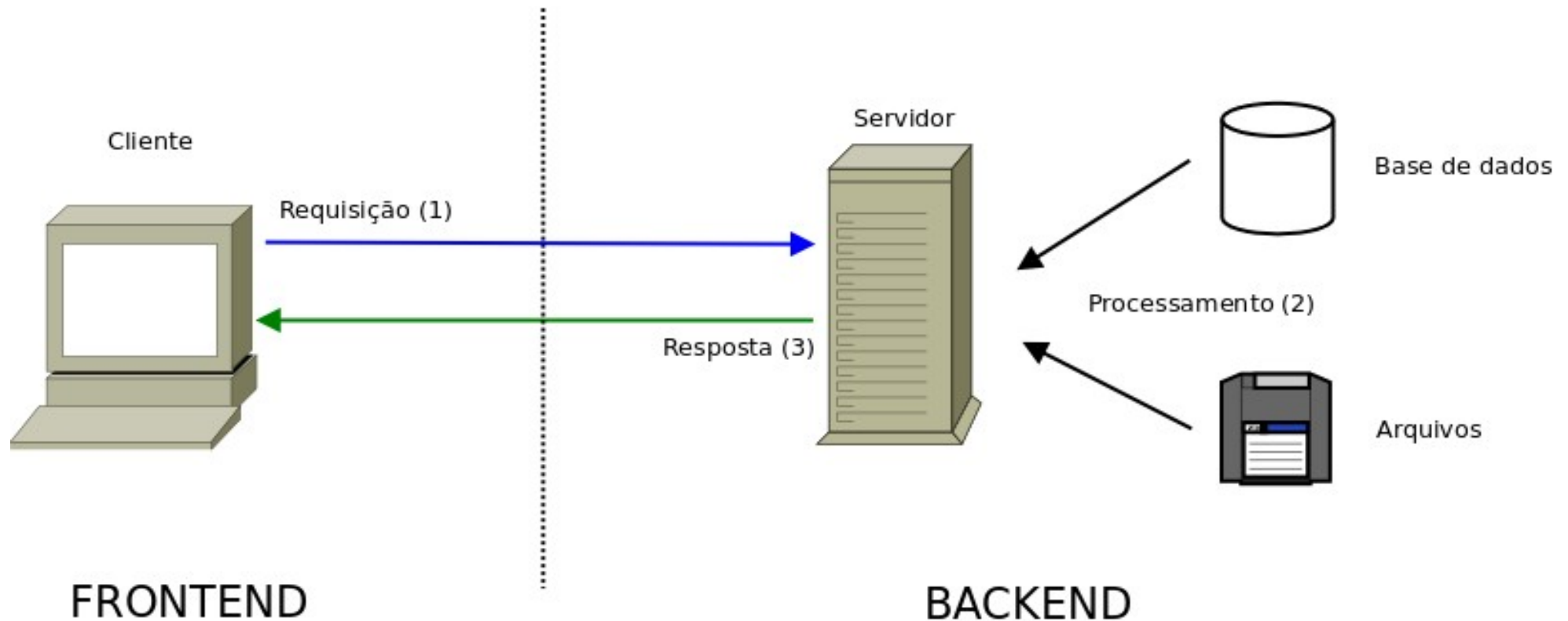
C. T. Inf. para Internet
Prof. Vinícius Alves Hax

Relembrando ...

Arquitetura Web



Arquitetura Web (2)



Geralmente quando se precisa de alguém que trabalha com frontend e backend usa-se o termo FULLSTACK

A linguagem PHP

- **Criada por Rasmus Lerdof em 1995**
- **Era uma abreviação de Personal Home Page, atualmente é PHP: Hypertext Preprocessor**

A linguagem PHP (2)

- **Segundo a Wikipédia, em um levantamento de 2023 diz que “77,8% dos sites que usam programação no servidor usam PHP”¹**
- **Alguns dos softwares mais usados são o Wordpress e o Moodle**
- **“WordPress is used by 42.8% of the top 10 million websites as of October 2021”²**
- **¹ <https://en.wikipedia.org/wiki/PHP>**
- **² <https://en.wikipedia.org/wiki/WordPress>**

A linguagem PHP (3)

Vantagens

- **Muito fácil de configurar**
- **Hospedagens são baratas**

Desvantagens

- **Não está no auge (o auge foi em 2005+-)**
- **Muito material desatualizado na Internet**
- **\$**

- **PHP online:**

- <https://www.w3schools.com/php/default.asp>
- Ou no Google “w3schools php”

Olá mundo

```
<?php  
echo "olá mundo";  
?>
```

Atribuição de variáveis

\$numerointeiro = 1;

\$frase = “Esta é uma frase”;

\$numeroreal = 3.14;

If

```
if (CONDICAO)
```

```
    FAZ_X;
```

```
else
```

```
    FAZ_Y;
```

```
if ($numero > 10)
```

```
    echo "Número maior que 10";
```

```
eles
```

```
    echo "Número menor que 10";
```

for

```
for($i=0; $i<5; $i++)  
    echo $i;
```

Instalação (notebooks/casa)

- **Windows: Utilizar o Xampp**
 - <https://www.apachefriends.org/>
- **Linux**
 - Apache
 - Versões mais recentes tem um servidor embutido

Instalando o servidor web Xampp

Setup



Setup - XAMPP

Welcome to the XAMPP Setup Wizard.



< Back

Next >

Cancel

Select Components



Select the components you want to install; clear the components you do not want to install. Click Next when you are ready to continue.

- Server
 - Apache
 - MySQL
 - FileZilla FTP Server
 - Mercury Mail Server
 - Tomcat
- Program Languages
 - PHP
 - Perl
- Program Languages
 - phpMyAdmin
 - Webalizer
 - Fake Sendmail

Click on a component to get a detailed description

Setup



Installation folder



Please, choose a folder to install XAMPP

Select a folder

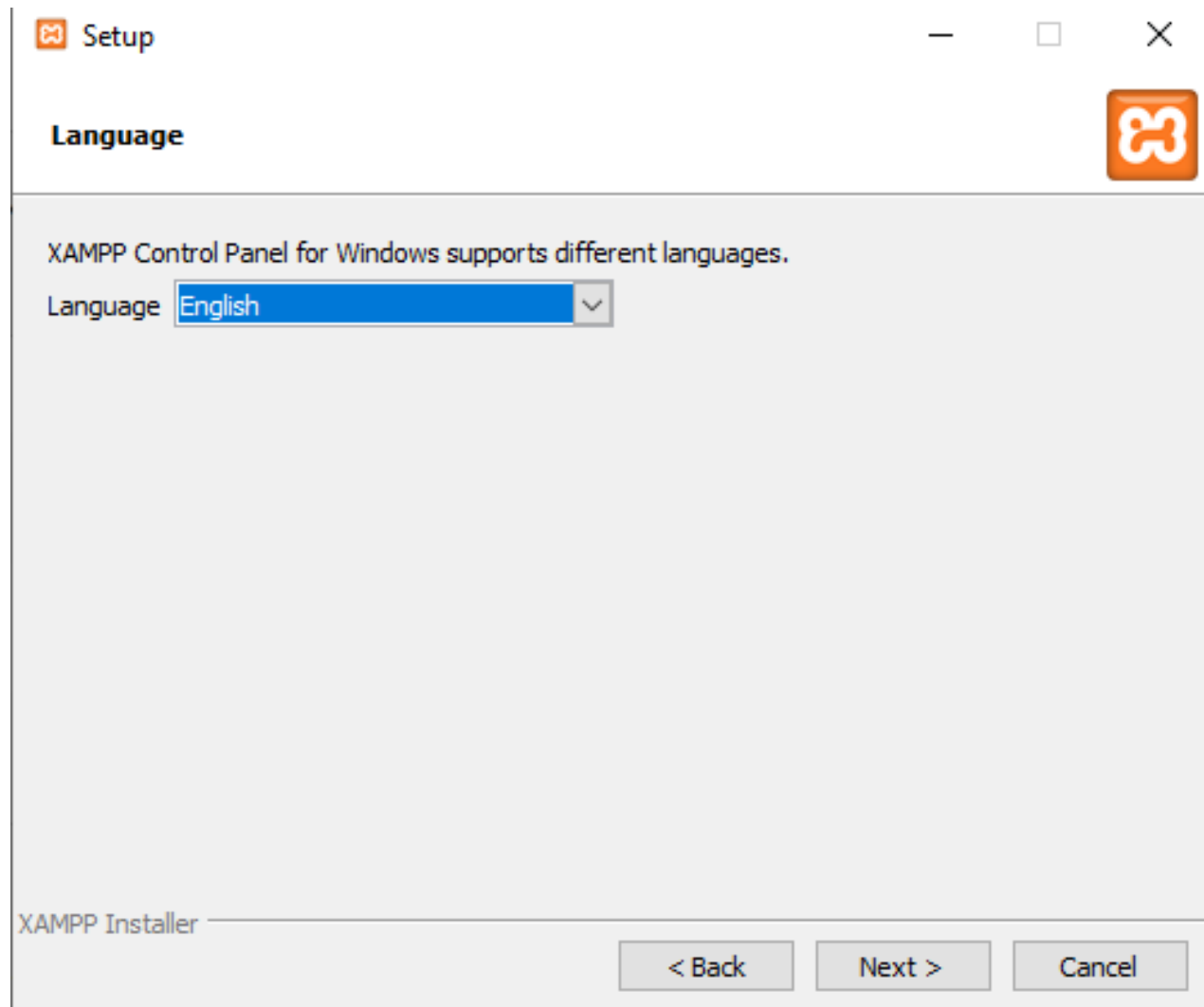


XAMPP Installer

< Back

Next >

Cancel



Setup



Bitnami for XAMPP



Bitnami for XAMPP provides free installers that can install Drupal, Joomla!, WordPress and many other popular open source apps on top of your existing XAMPP installation.

<https://bitnami.com/xampp>

Learn more about Bitnami for XAMPP

XAMPP Installer

< Back


Next >

Cancel

Windows Security Alert

Windows Defender Firewall has blocked some features of this app


Windows Defender Firewall has blocked some features of Apache HTTP Server on all public and private networks.

 Name: **Apache HTTP Server**
Publisher: Apache Software Foundation
Path: C:\xampp\apache\bin\httpd.exe

Allow Apache HTTP Server to communicate on these networks:

- Private networks, such as my home or work network
- Public networks, such as those in airports and coffee shops (not recommended because these networks often have little or no security)

[What are the risks of allowing an app through a firewall?](#)

 Allow access Cancel

Config

Netstat

Shell

Explorer

Services

Help

Quit

XAMPP Control Panel v3.3.0

Modules

Service	Module	PID(s)	Port(s)	Actions
<input type="checkbox"/>	Apache			<input type="button" value="Start"/> <input type="button" value="Admin"/> <input type="button" value="Config"/> <input type="button" value="Logs"/>
<input type="checkbox"/>	MySQL			<input type="button" value="Start"/> <input type="button" value="Admin"/> <input type="button" value="Config"/> <input type="button" value="Logs"/>
<input type="checkbox"/>	FileZilla			<input type="button" value="Start"/> <input type="button" value="Admin"/> <input type="button" value="Config"/> <input type="button" value="Logs"/>
<input type="checkbox"/>	Mercury			<input type="button" value="Start"/> <input type="button" value="Admin"/> <input type="button" value="Config"/> <input type="button" value="Logs"/>
<input type="checkbox"/>	Tomcat			<input type="button" value="Start"/> <input type="button" value="Admin"/> <input type="button" value="Config"/> <input type="button" value="Logs"/>

-
-
-
-
-
-
-

```
9:16:18 AM [main] Checking for prerequisites
9:16:19 AM [main] All prerequisites found
9:16:19 AM [main] Initializing Modules
9:16:19 AM [main] The FileZilla module is disabled
9:16:19 AM [main] The Mercury module is disabled
9:16:19 AM [main] The Tomcat module is disabled
9:16:19 AM [main] Starting Check-Timer
9:16:19 AM [main] Control Panel Ready
```

XAMPP Control Panel v3.3.0

Service	Module	PID(s)	Port(s)	Actions
<input type="checkbox"/>	Apache	1696 6476	80, 443	<input type="button" value="Stop"/> <input type="button" value="Admin"/> <input type="button" value="Config"/> <input type="button" value="Logs"/>
<input type="checkbox"/>	MySQL			<input type="button" value="Start"/> <input type="button" value="Admin"/> <input type="button" value="Config"/> <input type="button" value="Logs"/>
<input type="checkbox"/>	FileZilla			<input type="button" value="Start"/> <input type="button" value="Admin"/> <input type="button" value="Config"/> <input type="button" value="Logs"/>
<input type="checkbox"/>	Mercury			<input type="button" value="Start"/> <input type="button" value="Admin"/> <input type="button" value="Config"/> <input type="button" value="Logs"/>
<input type="checkbox"/>	Tomcat			<input type="button" value="Start"/> <input type="button" value="Admin"/> <input type="button" value="Config"/> <input type="button" value="Logs"/>

- Config
- Netstat
- Shell
- Explorer
- Services
- Help
- Quit

```
9:16:19 AM [main] Initializing Modules
9:16:19 AM [main] The FileZilla module is disabled
9:16:19 AM [main] The Mercury module is disabled
9:16:19 AM [main] The Tomcat module is disabled
9:16:19 AM [main] Starting Check-Timer
9:16:19 AM [main] Control Panel Ready
9:16:32 AM [Apache] Attempting to start Apache app...
9:16:32 AM [Apache] Status change detected: running
```

XAMPP Apache + MariaDB + PHP + Perl

Welcome to XAMPP for Windows 8.0.12

You have successfully installed XAMPP on this system! Now you can start using Apache, MariaDB, PHP and other components. You can find more info in the [FAQs](#) section or check the [HOW-TO Guides](#) for getting started with PHP applications.

XAMPP is meant only for development purposes. It has certain configuration settings that make it easy to develop locally but that are insecure if you want to have your installation accessible to others. If you want have your XAMPP accessible from the internet, make sure

Rodando PHP no Windows (Xampp)

- **Abrir o painel do Xampp e iniciar o Apache (verifique se a luz ficou verde)**
- **Abrir a pasta c:\htdocs**
- **Criar um arquivo teste.php**
- **Abrir no navegador localhost/teste.php**

Rodando PHP no laboratório

- **Criar arquivo teste.php**
- **Copiar código do w3schools pra dentro do arquivo**
- **Abrir um terminal**
- **Entre na pasta do arquivo (usando cd)**
- **Digitar**
`$ php -S localhost:3000`
- **Abrir no navegador**
`localhost:3000/teste.php`

Material adicional

- **Material escrito PHP:**
 - https://www.php.net/manual/pt_BR/index.php
- **Material em vídeo sobre PHP:**
 - <https://mundi.ifsul.edu.br/portal/>